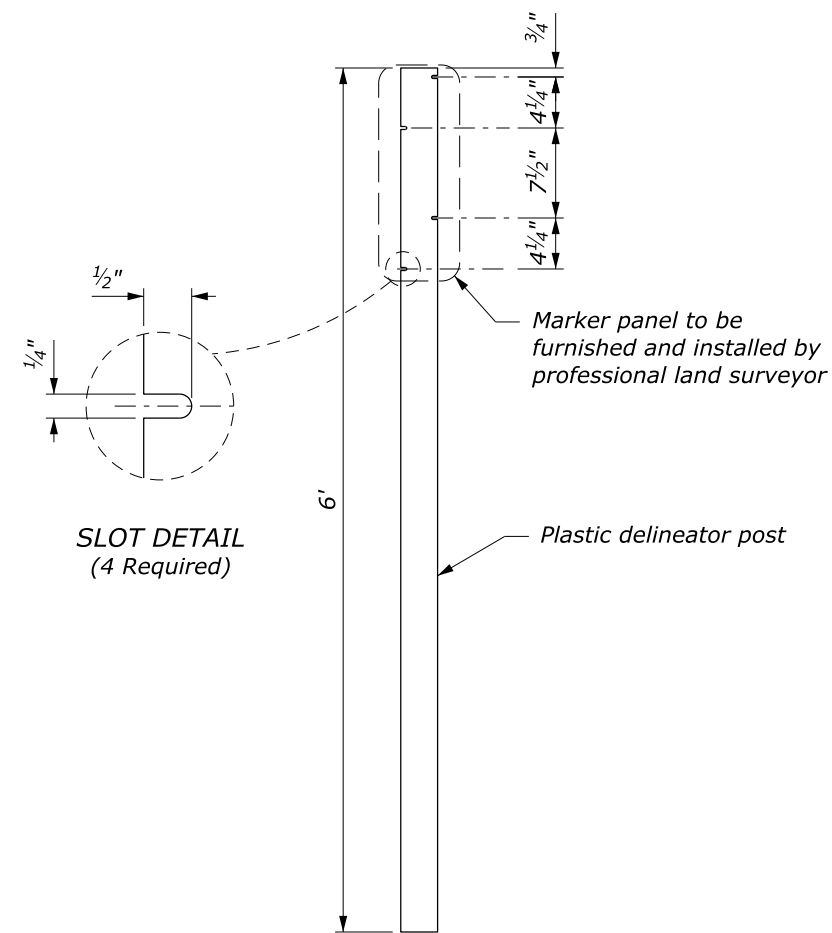
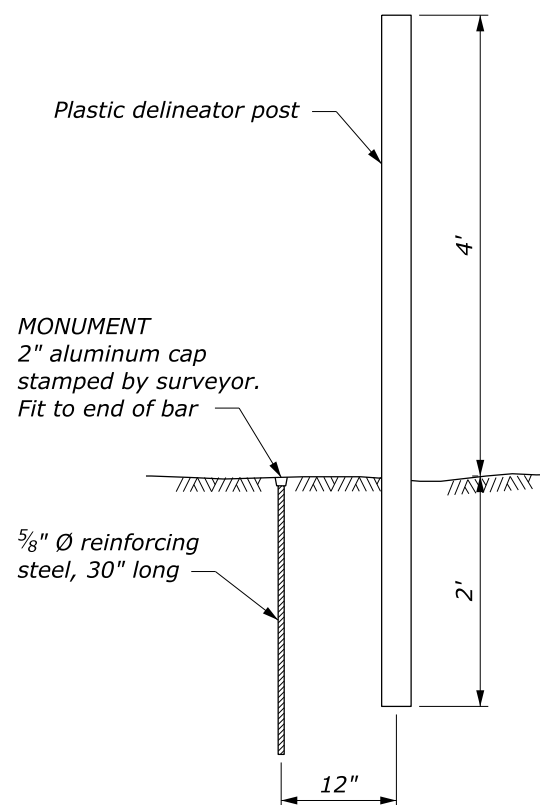


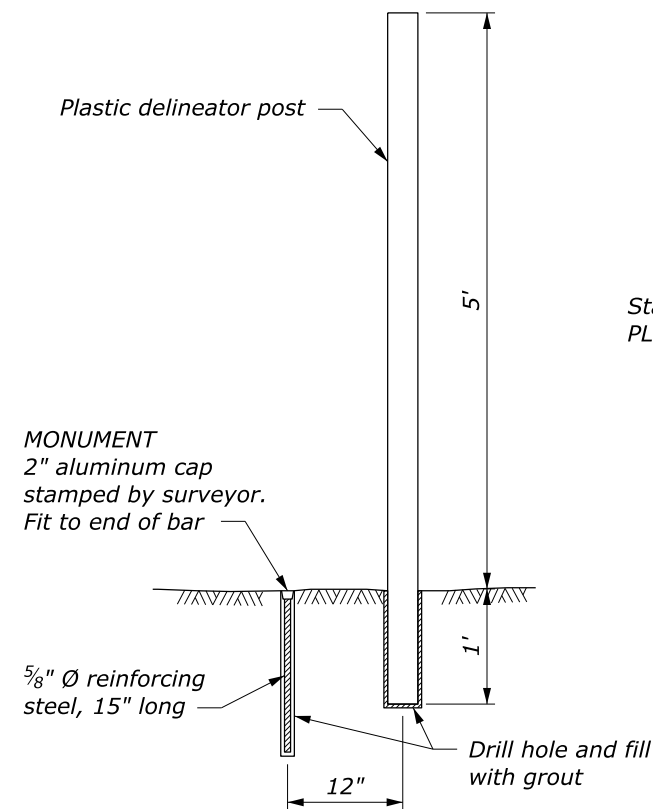
**TYPICAL SECTION
RIGHT-OF-WAY MONUMENTATION**



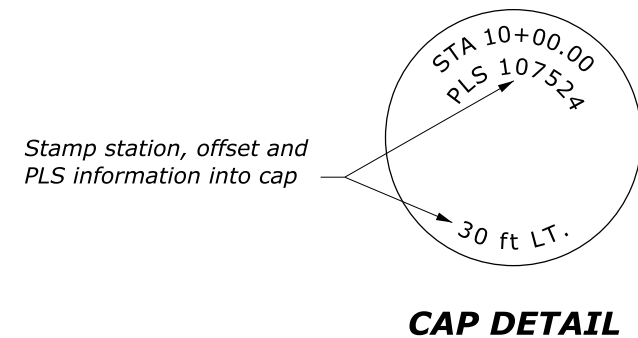
**RIGHT-OF-WAY WITNESS POST
ASSEMBLY DETAIL**



**RIGHT-OF-WAY MONUMENT
AND WITNESS POST
EARTH INSTALLATION**



**RIGHT-OF-WAY MONUMENT
AND WITNESS POST
SOLID ROCK INSTALLATION**



CAP DETAIL

NOTE:

1. **Right-of-Way Witness Post:**
Set a 6 foot long flexible plastic post. Make right-of-way witness posts brown, green or other suitable colors to match surroundings. Attach a "Survey Marker Witness" plaque to the post. Permanently attach the Station, offset and PLS date of survey to the front of the post facing the designed alignment.
2. Use witness post when Right-of-Way witness post assembly is required.
3. Set monuments using a professional land surveyor according to the requirements of the state code.
4. Station and distances based on Right-of-Way centerline.
5. Install markers so that the center of the cap is not more than 1/2" from the point established.

NO SCALE

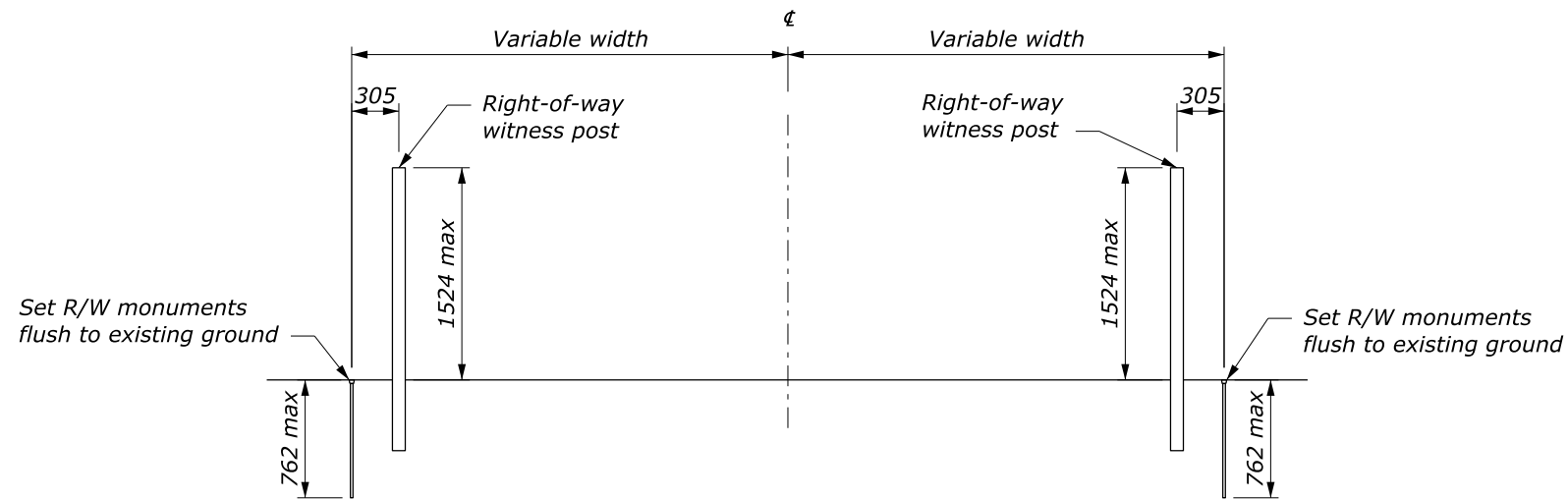
U.S. DEPARTMENT OF TRANSPORTATION, FHWA
OFFICE OF FEDERAL LANDS HIGHWAY

**RIGHT-OF-WAY
MONUMENTATION**

WFLHD DETAIL
W621-1

SPECIFICATION
FP-24, FP-14

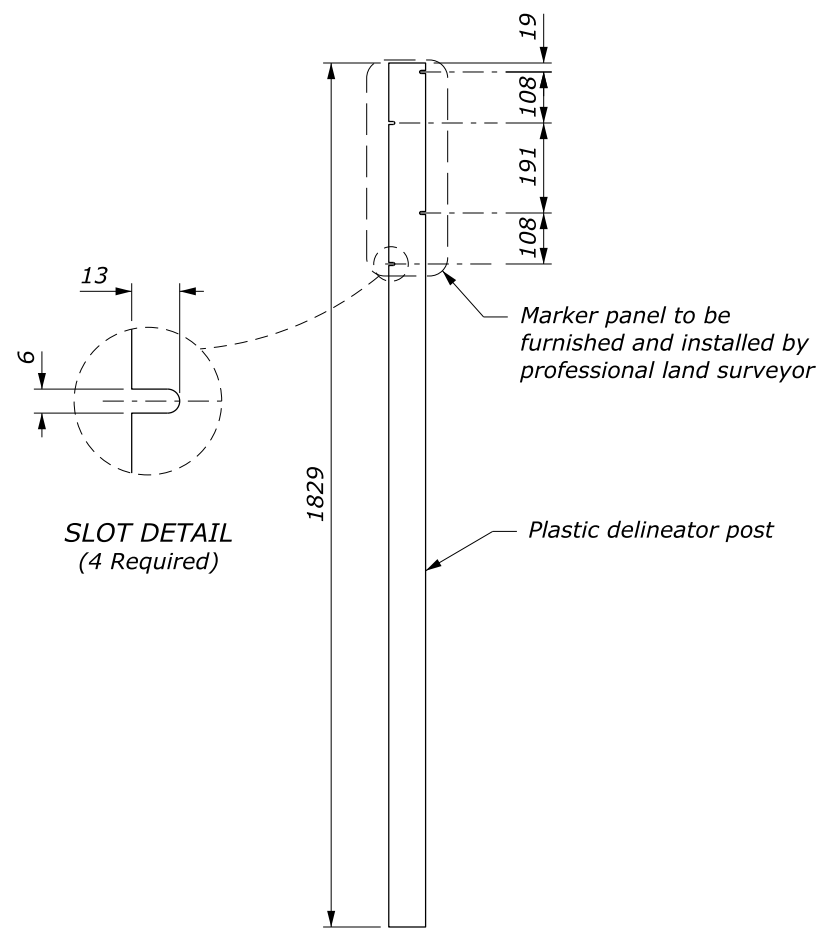
APPROVED FOR USE
9/2024



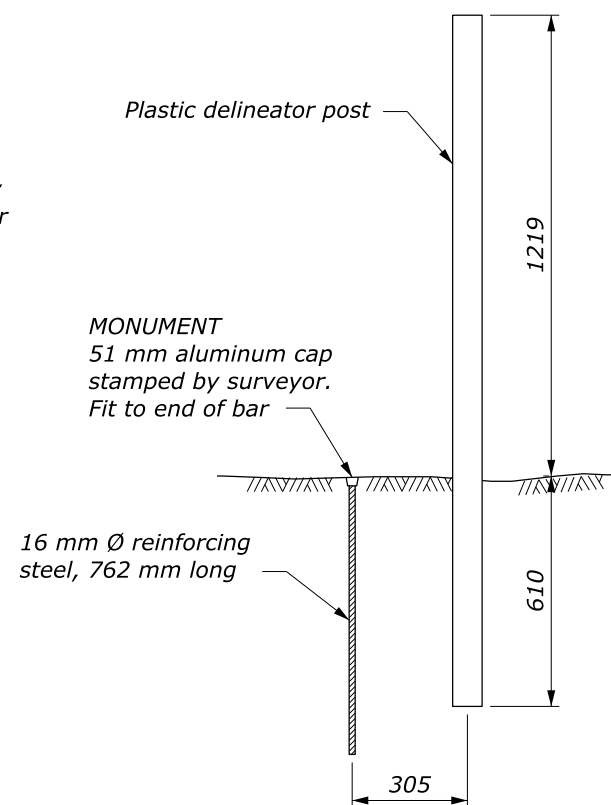
**TYPICAL SECTION
RIGHT-OF-WAY MONUMENTATION**

NOTE:

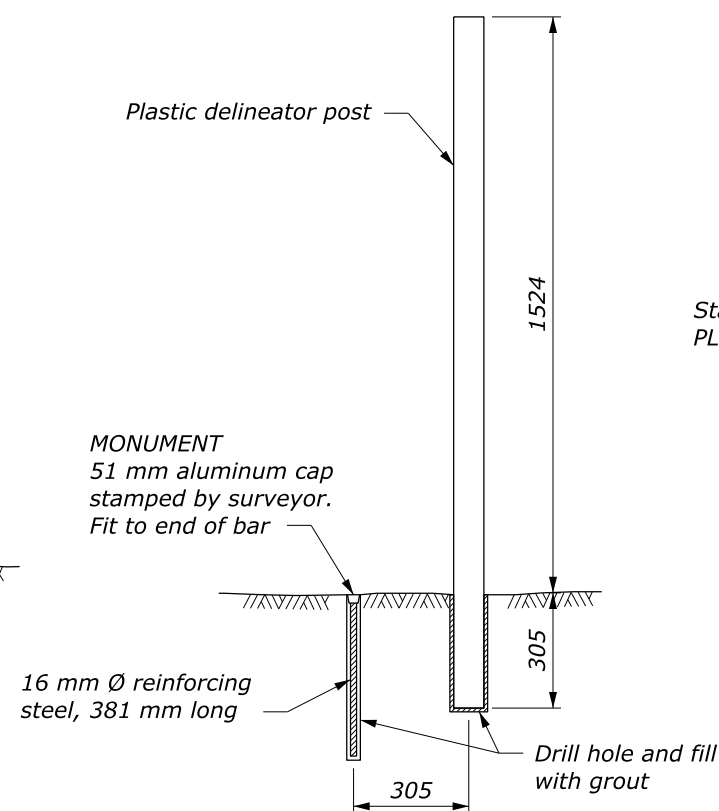
1. **Right-of-Way Witness Post:**
Set a 1829 mm long flexible plastic post. Make right-of-way witness posts brown, green or other suitable colors to match surroundings. Attach a "Survey Marker Witness" plaque to the post. Permanently attach the Station, offset and PLS date of survey to the front of the post facing the designed alignment.
2. Use witness post when Right-of-Way witness post assembly is required.
3. Set monuments using a professional land surveyor according to the requirements of the state code.
4. Station and distances based on Right-of-Way centerline.
5. Install markers so that the center of the cap is not more than 13 mm from the point established.



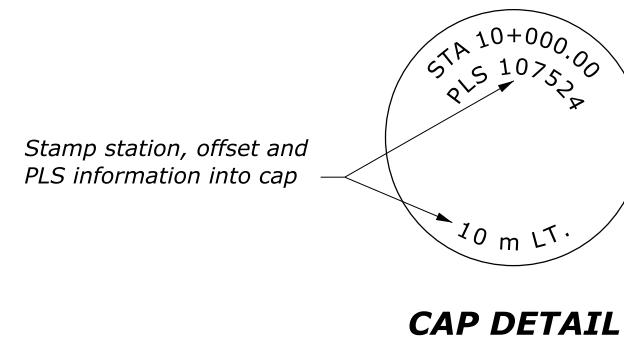
**RIGHT-OF-WAY WITNESS POST
ASSEMBLY DETAIL**



**RIGHT-OF-WAY MONUMENT
AND WITNESS POST
EARTH INSTALLATION**



**RIGHT-OF-WAY MONUMENT
AND WITNESS POST
SOLID ROCK INSTALLATION**



Stamp station, offset and PLS information into cap

CAP DETAIL

This drawing contains **Metric** units of measure. Dimensions without units are millimeters.

NO SCALE

U.S. DEPARTMENT OF TRANSPORTATION, FHWA OFFICE OF FEDERAL LANDS HIGHWAY	WFLHD DETAIL WM621-1
RIGHT-OF-WAY MONUMENTATION	SPECIFICATION FP-24, FP-14
	APPROVED FOR USE 9/2024