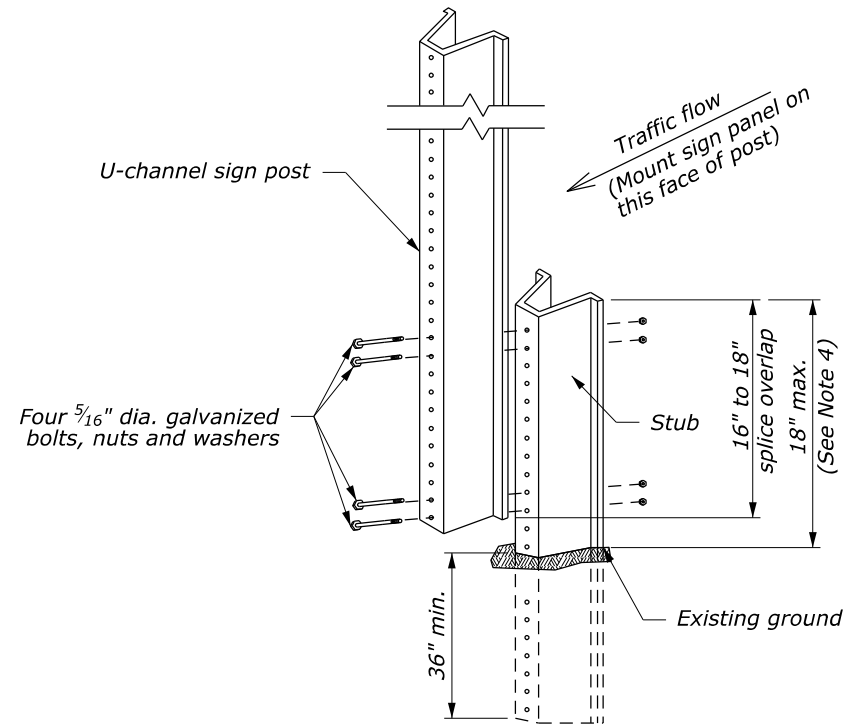


**WOOD POST DATA TABLE**

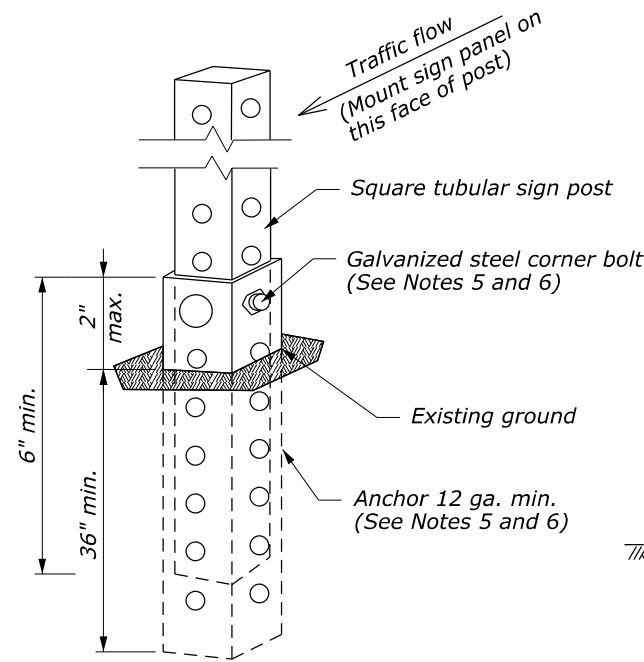
POST SIZE	HOLE DIAMETER	(D) (MIN.)
4" x 4"	Not Required	3'
4" x 6"	1.5"	4'
6" x 6"	2"	4'

**NOTES:**

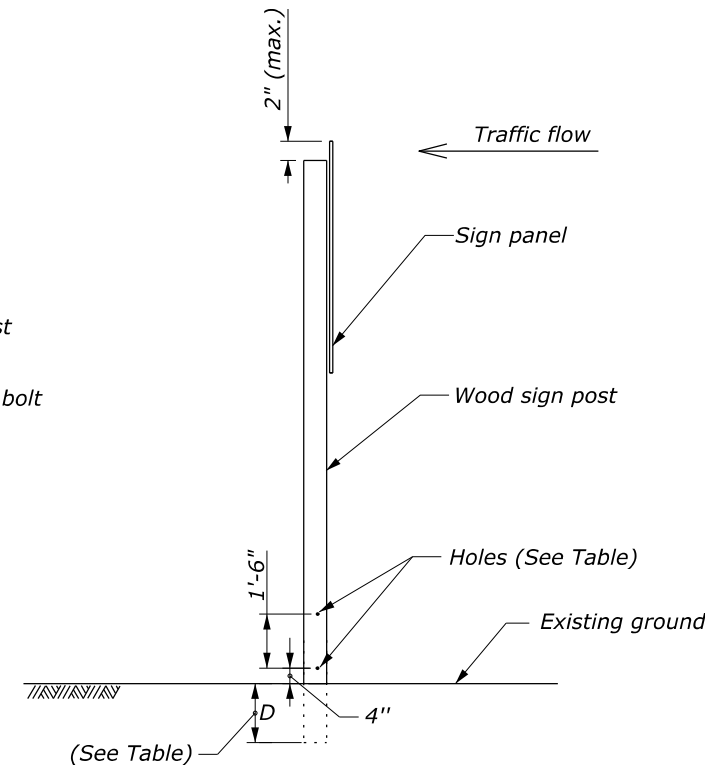
1. Breakaway sign support is not required for signs placed behind protective barriers.
2. Signs requiring 6- by 6-inch wood posts are considered to be non-breakaway if multiple posts are required and posts cannot be spaced a minimum of 7 feet apart.
3. Place non-breakaway signs outside the clear zone or shield with approved barrier. Do not place holes in posts of non-breakaway signs.
4. Position splice overlap on U-channel steel posts entirely between the ground line and 18 inches above the ground line. Do not place more than one splice per post.
5. Attach the square tubular steel post to the anchor with a corner bolt according to the manufacturer's recommendations. Size the anchor according to the manufacturer's recommendations to accept the post size specified.
6. Maintain the post assembly in a plumb position.
7. For sign punching details, see the blank standards in the "Standard Highway Signs and Markings" as specified in the latest edition of the MUTCD.
8. Refer to Detail E633-01 for sign mounting details.
9. Refer to Detail E633-04 for sign bracing details.
10. Refer to Section 2A.18 of the MUTCD, latest edition, for additional information.



U-CHANNEL STEEL POST



SQUARE TUBULAR STEEL POST



WOOD POST

**BREAKAWAY SIGN SUPPORT**

NO SCALE

U.S. DEPARTMENT OF TRANSPORTATION, FHWA OFFICE OF FEDERAL LANDS HIGHWAY	EFLHD DETAIL E633-03
<b>BREAKAWAY SIGN SUPPORT WOOD AND STEEL POSTS</b>	SPECIFICATION FP-24, FP-14
	APPROVED FOR USE 06/2024