PROJECT	SHEET NUMBER

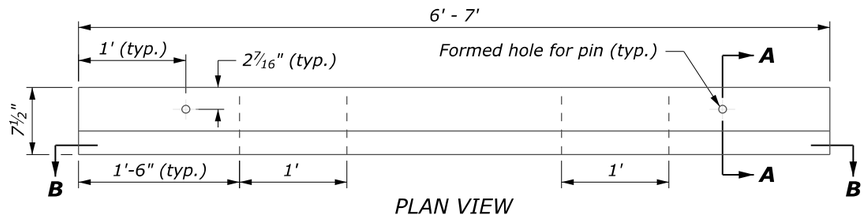

PLAN VIEW

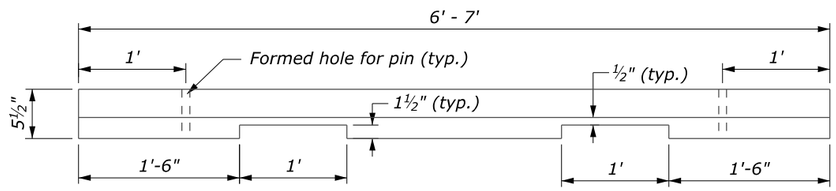

SECTION B-B

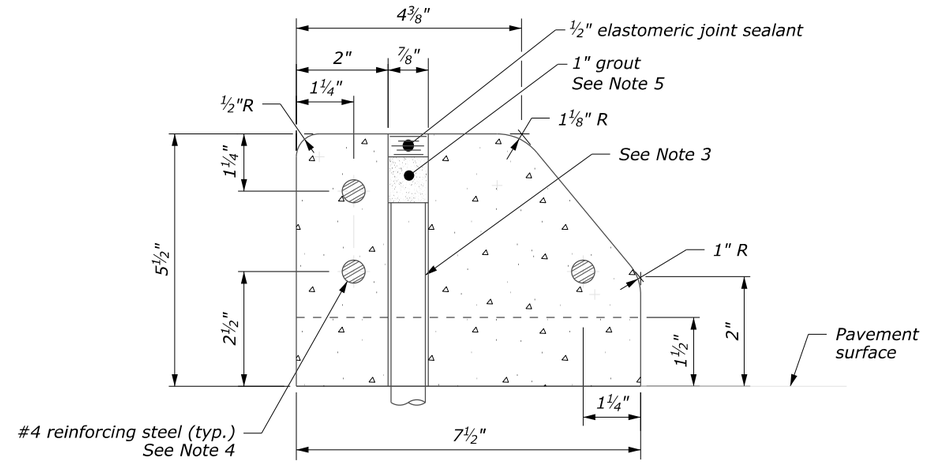

SECTION A-A

NOTES:

1. Center wheelstops between and perpendicular to stall lines.
2. Variations in wheelstops will be allowed to meet manufacturer's standards as approved.
3. Pin the wheelstops in place according to Subsection 609.09.
4. Extend the reinforcing steel to within 1 inch of ends of wheelstop.
5. Place grout conforming to Subsection 701.04(a)(2) as shown.

CONCRETE WHEELSTOP WITH DRAIN

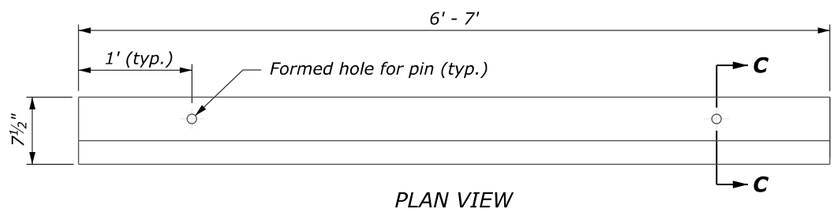

PLAN VIEW

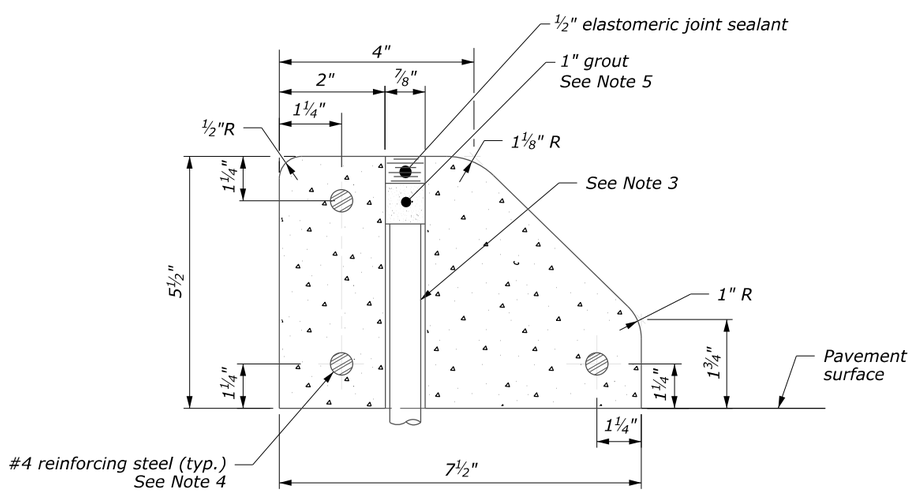

SECTION C-C

CONCRETE WHEELSTOP WITHOUT DRAIN

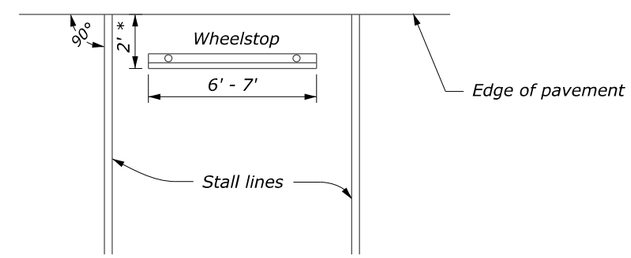

HEAD-ON PARKING

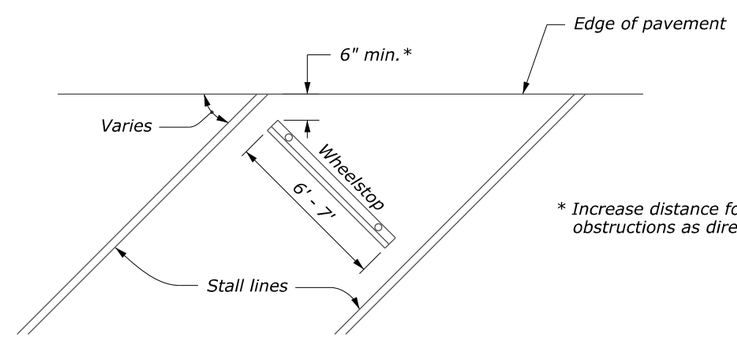

* Increase distance for wall or other obstructions as directed.

ANGULAR PARKING

WHEELSTOP LAYOUT

NO SCALE

U.S. DEPARTMENT OF TRANSPORTATION, FHWA OFFICE OF FEDERAL LANDS HIGHWAY	EFLHD DETAIL E609-03
CONCRETE WHEELSTOP	SPECIFICATION FP-24
	APPROVED FOR USE 05/2024

M:\Standards_and_Details\EFLHD_Detail-Drawings\FP-24\609-Curb and Gutter\E609-03.dgn [Sheet]
11 July 2024 3:22 PM